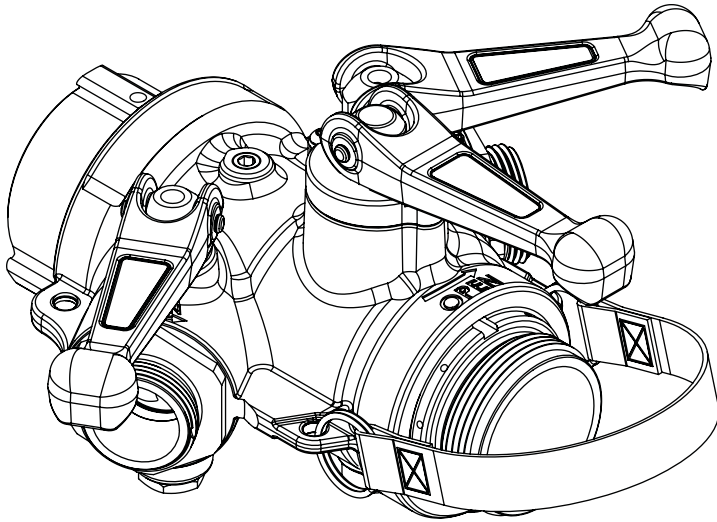




# MANUAL: 2.5" by 1.5" "WATER THIEF"

## INSTRUCTIONS FOR SAFE OPERATION AND MAINTENANCE

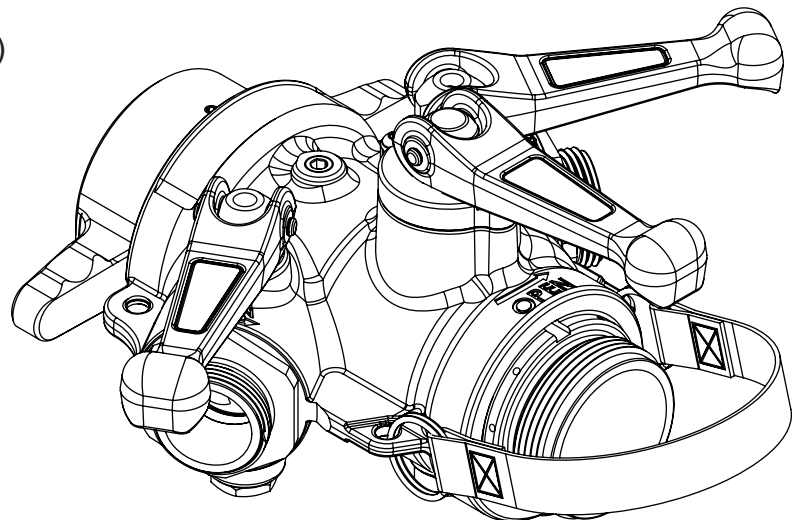
TFT's 2 ½ by 1 ½ inch Water Thief is a lightweight valve with full 2 1/2 and 1 ½ inch waterways. 300 psi (20 bar) operating pressure from either side of the valves. Field replaceable valve seats. Quarter turn valve handles with low force to move even under pressure. Automatic valve lock on 2 ½ inch valve keep it's position while flowing at partial openings. Special internal contour on 1 ½ inch valves keeps them in position while flowing. Folding valve handles minimize storage space. Pipe threaded port for pressure gage. Carrying strap assists in carrying and dragging hose. Aluminum casting is hardcoat anodized and silver TFT-powdercoat finish inside and out for maximum corrosion protection.



**WT5NJ-NJ-NF**  
(with rocker lug coupling)

**OPERATING RANGE**  
Pressure Max 300 PSI  
Pressure Min Full Vac.

**Hydrostatic Proof Test:**  
900 PSI



**WT5HNJ-NJ-NF**  
(with handled coupling)

**TASK FORCE TIPS, INC.**  
MADE IN USA • [www.tft.com](http://www.tft.com)

3701 Innovation Way, Valparaiso, IN 46383-9327 USA  
800-348-2686 • 219-462-6161 • Fax 219-464-7155

# **DANGER**

## PERSONAL RESPONSIBILITY CODE

The member companies of FEMSA that provide emergency response equipment and services want responders to know and understand the following:

1. Firefighting and Emergency Response are inherently dangerous activities requiring proper training in their hazards and the use of extreme caution at all times.
2. It is your responsibility to read and understand any user's instructions, including purpose and limitations, provided with any piece of equipment you may be called upon to use.
3. It is your responsibility to know that you have been properly trained in Firefighting and /or Emergency Response and in the use, precautions, and care of any equipment you may be called upon to use.
4. It is your responsibility to be in proper physical condition and to maintain the personal skill level required to operate any equipment you may be called upon to use.
5. It is your responsibility to know that your equipment is in operable condition and has been maintained in accordance with the manufacturer's instructions.
6. Failure to follow these guidelines may result in death, burns or other severe injury.



Fire and Emergency Manufactures and Service Association  
P.O. Box 147, Lynnfield, MA 01940 • www.FEMSA.org

## USE WITH SALT WATER

Use with salt water is permissible provided valve is thoroughly cleaned with fresh water after each use. The service life of the valve may be shortened due to the effects of corrosion and is not covered under warranty.

### **WARNING**

Quick changes in valve position can cause high pressure spikes due to water hammer and may result in damaged equipment which could lead to injury or death. Open and close the valve slowly to avoid water hammer.

### **WARNING**

Kinks in supply hose may reduce water flow and cause injury or death to persons dependant on water flow. Avoid tight bends to minimize risk of hoseline kinks.

## MAINTENANCE

This valve should be disconnected, cleaned and visually inspected inside and out at least twice annually, or as water quality and use may require. Moving parts such as handles, valve ball and couplings should be checked for smooth and free operation. Seals shall be greased as needed with a Silicone based grease such as Dow Corning 112. Any scrapes that expose bare aluminum should be cleaned and touched up with enamel paint such as Rust-Oleum. Replace any missing or damaged parts before returning to service.

### **CAUTION**

Dissimilar metals coupled together can cause galvanic corrosion that can result in the inability to unscrew the threads or complete loss of thread engagement over time. Per NFPA 1962 (1998 Edition), if dissimilar metals are left coupled together and anti-corrosive lubricant should be applied to the threads. Also the couplings should be disconnected and inspected at least quarterly.

### **CAUTION**

Any alterations to the Water Thief and its markings could diminish safety and constitute a misuse of this product.

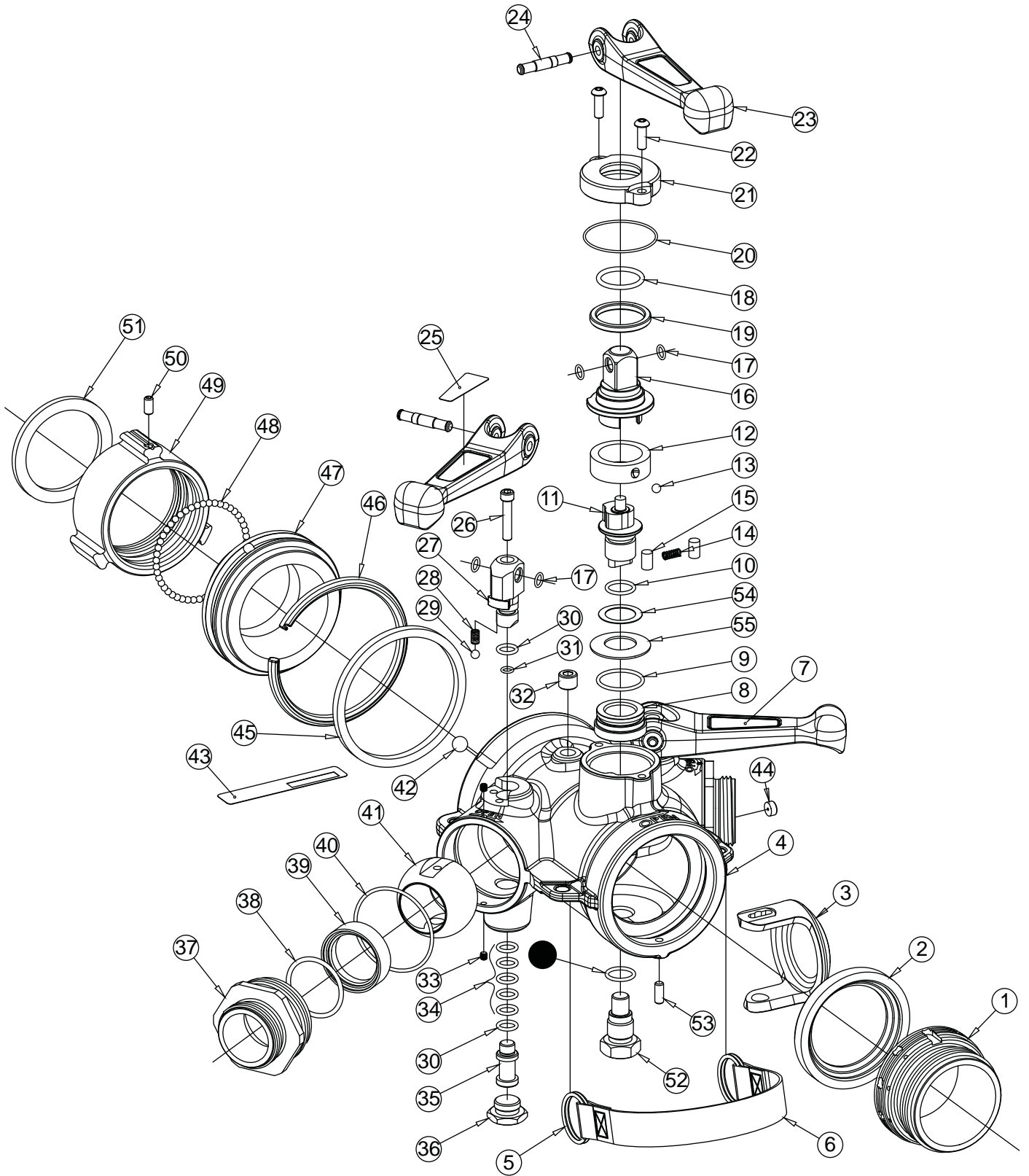
### **CAUTION**

Maximum operating pressure 300 psi (20 bar). Do not exceed 300 psi (20 bar) on either side of the valve.

### **CAUTION**

Valve must be properly connected. Mismatched or damaged connectors may cause leaking or uncoupling under pressure and could cause injury.

# EXPLODED VIEW



## PARTS LIST

#	DESCRIPTION	QTY	PART #
1	SIDE B ADAPTER 2 1/2 NH	1	AY360NJ
2	VALVE SEAT	1	AY315
3	HALF BALL	1	AY310
4	WATER THIEF BODY	1	AY302
5	STAINLESS KEY RING	2	X342
6	CARRYING STRAP	1	AY303
7	FOLDING HANDLE LABEL - BLUE	1	AY342-BLU
8	INNER BUSHING	1	AY351
9	O-RING-123	1	VO-123
10	O-RING-115	2	VO-115
11	INNER UPPER TRUNNION	1	AY350
12	FLOATING RING	1	AY352
13	1/4" SS BALL	1	V2125
14	CONTACT SPRING	1	HC115
15	DOWEL PIN	2	VP312X.50
16	OUTER UPPER TRUNNION	1	AY320
17	O-RING-011	6	VO-011
18	O-RING-216	1	VO-216
19	BUSHING	1	AY324
20	O-RING-033	1	VO-033
21	TRUNNION RETAINER	1	AY354
22	1/4-20 X 3/4 BUTTON HEAD SCREW	2	VT25-20BH750
23	VALVE HANDLE	3	AY340
24	HANDLE PIVOT PIN	3	AY345
25	FOLDING HANDLE LABEL - RED	1	AY342-RED
26	1/4-20 X 1-1/4 SOCKET HEAD SCREW	2	VT25-20SH1.2
27	FOLDING HANDLE UPPER TRUNNION	2	AY306

#	DESCRIPTION	QTY	PART #
28	DETENT SPRING	2	HM770
29	.243" TORLON BALL	2	VB243TO
30	O-RING-111	4	VO-111
31	O-RING-010	2	VO-010
32	1/4"NPT PLUG	1	VFSP2M-SS
33	10-32 X 3/16 SET SCREW	4	VT10Y32SS187
34	QUAD-RING-111	10	VOQ-4111
35	145 TRUNNION	2	F14045
36	TRUNNION CAP	2	AY304
37	OUTLET 1.5"NH	2	AY160N
38	O-RING-223	2	VO-223
39	VALVE SEAT	2	AY140
40	O-RING-143	2	VO-143
41	VALVE BALL	2	AY110
42	7/16" SS BALL	1	VB.437
43	WYE AND HYDRANT VALVE LABEL	1	AY305
45	CUP SEAL LOADED	1	A1597
46	PLASTIC STRIP 4.25"	1	A1292
47	MATE 3.0"HSBGM X PSM4.25	1	A4710
48	3/16" SS BALL	48	V2120
49	COUPLING 2.5"NH	1	M307N
50	1/4-28 X 1/2 SOCKET SET SCREW	1	VT25-28SS500
51	GASKET - 2.5"	1	V3190
52	LOWER TRUNNION	1	AY353
53	1/4-20 X 5/8 SOCKET SET SCREW	1	VT25-20SS625
54	WASHER	1	G636-020
55	BELLEVILLE SPRING	1	AY325

## STATEMENT OF WARRANTY AND REPAIR

Task Force Tips, Inc., 3701 Innovation Way, Valparaiso, Indiana 46383-9327 USA ("TFT") warrants to the original purchaser of its nozzles and other equipment ("equipment"), and to anyone to whom it is transferred, that the equipment shall be free from defects in material and workmanship during the five (5) year period from the date of purchase.

TFT's obligation under this warranty is specifically limited to replacing or repairing the equipment (or its parts) which are shown by TFT's examination to be in a defective condition attributable to TFT. To qualify for this limited warranty, the claimant must return the equipment to TFT, at 3701 Innovation Way, Valparaiso, Indiana 46383-9327 USA, within a reasonable time after discovery of the defect. TFT will examine the equipment. If TFT determines that there is a defect attributable to it, TFT will correct the problem within a reasonable time. If the equipment is covered by this limited warranty, TFT will assume the expenses of repair.

If any defect attributable to TFT under this limited warranty cannot be reasonably cured by repair or replacement, TFT may elect to refund the purchase price of the equipment, less reasonable depreciation, in complete discharge of its obligations under this limited warranty. If TFT makes this election, claimant shall return the equipment to TFT free and clear of any liens and encumbrances.

This is a limited warranty. The original purchaser of the equipment, any person to whom it is transferred, and any person who is an intended or unintended beneficiary of the equipment, shall not be entitled to recover from TFT any consequential or incidental damages for injury to person and/or property resulting from any defective equipment manufactured or assembled by TFT. It is agreed and understood that the price stated for the equipment is in part consideration for limiting TFT's liability. Some states or countries do not allow the exclusion or limitation of incidental or consequential damages, so the above may not apply to you.

TFT shall have no obligation under this limited warranty if the equipment is, or has been, misused or neglected (including failure to provide reasonable maintenance) or if there have been accidents to the equipment or if it has been repaired or altered by someone else.

THIS IS A LIMITED EXPRESS WARRANTY ONLY. TFT EXPRESSLY DISCLAIMS WITH RESPECT TO THE EQUIPMENT ALL IMPLIED WARRANTIES OF MERCHANTABILITY AND ALL IMPLIED WARRANTIES OF FITNESS FOR A PARTICULAR PURPOSE. THERE IS NO WARRANTY OF ANY NATURE MADE BY TFT BEYOND THAT STATED IN THE DOCUMENT.

This limited warranty gives you specific legal rights, and you may also have other rights which vary from state to state.

**TASK FORCE TIPS, INC.**  
MADE IN USA • [www.tft.com](http://www.tft.com)

**3701 Innovation Way, Valparaiso, IN 46383-9327 USA**  
**800-348-2686 • 219-462-6161 • Fax 219-464-7155**